

# SLAB

NEW



## SLAB DESK 800 X 2400 FUMED OAK

<u>Product</u>	SLD03FU-M1			
<u>Components</u>	SLD03FU-TOP / SLD03FU-BEAM / SLD03FU-LEGS			
<u>Type</u>	Table – 2 Person			
<u>Material</u>	Oak			
<u>Colour</u>	● Brown			

<u>Packaging (m)</u>	H	W	D	Weight (kg)
<u>Table Top</u>	0.52	8.55	24.8	49
<u>Table Beam</u>	0.52	1.55	19.3	8
<u>Table Legs</u>	1.75	4.15	7.8	13

Process After the fuming process the solid finger jointed panels are cut to size, sanded and the slab edge is cut. The parts are then lacquered and dried before packing.

Year of Design 2016

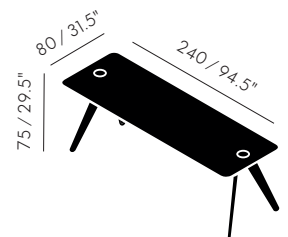
Certification Contract level 1

Cable management hole 90mm

Self-assembly.

Made to order.  
Lead time 4-6 weeks.

Also available in solid birch.



Cleaning Instructions: Clean with a soft damp cloth. No abrasive agents

# SLAB

NEW



## SLAB DESK 800 X 2400 NATURAL OAK

<u>Product</u>	SLD03NA-M1			
<u>Components</u>	SLD03NA-TOP / SLD03NA-BEAM / SLD03NA-LEGS			
<u>Type</u>	Table – 2 Person			
<u>Material</u>	Oak			
<u>Colour</u>	● Natural			

<u>Packaging (m)</u>	H	W	D	Weight (kg)
<u>Table Top</u>	0.52	8.55	24.8	49
<u>Table Beam</u>	0.52	1.55	19.3	8
<u>Table Legs</u>	1.75	4.15	7.8	13

Process After the fuming process the solid finger jointed panels are cut to size, sanded and the slab edge is cut. The parts are then lacquered and dried before packing.

Year of Design 2016

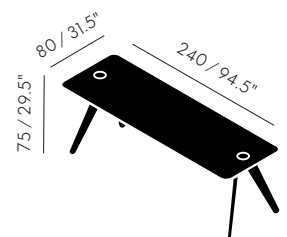
Certification Contract level 1

Cable management hole 90mm

Self-assembly.

Made to order.  
Lead time 4-6 weeks.

Also available in solid birch.



Cleaning Instructions: Clean with a soft damp cloth. No abrasive agents

# SLAB

NEW



## SLAB DESK 1600 X 2400 FUMED OAK

**Product** SLD04FU-M1  
**Components** SLD04FU-TOP1of4 / SLD04FU-TOP2of4 / SLD04FU-BEAM3of4 / SLD04FU-LEGS4of4

**Type** Table – 4 Person

**Material** Oak

**Colour** ● Brown

Packaging (m)	H	W	D	Weight (kg)
Table Top Part 1	0.52	8.65	24.9	49
Table Top Part 2	0.52	8.65	24.9	49
Table Beam	1.27	1.55	18.9	17.5
Table Legs	1.75	4.15	7.8	13

**Process** After the fuming process the solid finger jointed panels are cut to size, sanded and the slab edge is cut. The parts are then lacquered and dried before packing.

**Year of Design** 2016

**Certification** Contract level 1

Cable management hole 90mm

Minimum 2 person lift

Takes our recommended cable basket:

BASK7600S1LV

BASK1600S1LV

Cable tray measurements:

L 1600mm

W 142mm

H 112mm

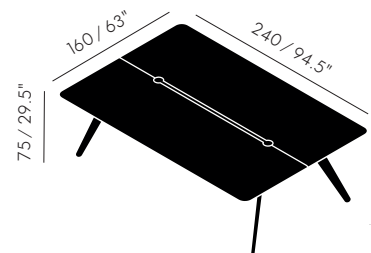
Recommended screws for the cable trays 4 x 18mm X 4  
 Brackets included, screws are not

Self-assembly.

Made to order.

Lead time 4-6 weeks.

Also available in solid birch.



**Cleaning Instructions:** Clean with a soft damp cloth. No abrasive agents

# SLAB

NEW



## SLAB DESK 1600 X 2400 NATURAL OAK

**Product** SLD04NA-M1  
**Components** SLD04NA-TOP1of4 / SLD04NA-TOP2of4 / SLD04NA-BEAM3of4 / SLD04NA-LEGS4of4

**Type** Table – 4 Person

**Material** Oak

**Colour** ● Natural

Packaging (m)	H	W	D	Weight (kg)
Table Top Part 1	0.52	8.65	24.9	49
Table Top Part 2	0.52	8.65	24.9	49
Table Beam	1.27	1.55	18.9	17.5
Table Legs	1.75	4.15	7.8	13

**Process** After the fuming process the solid finger jointed panels are cut to size, sanded and the slab edge is cut. The parts are then lacquered and dried before packing.

**Year of Design** 2016

**Certification** Contract level 1

**Cable management hole** 90mm

**Minimum 2 person lift**

Takes our recommended cable basket:

BASK7600S1LV

BASK1600S1LV

Cable tray measurements:

L 1600mm

W 142mm

H 112mm

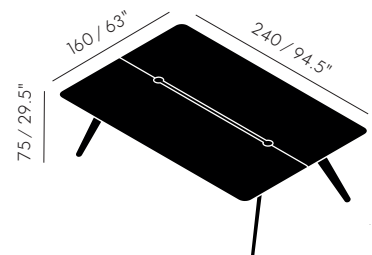
Recommended screws for the cable trays 4 x 18mm X 4  
 Brackets included, screws are not

Self-assembly.

Made to order.

Lead time 4-6 weeks.

Also available in solid birch.



**Cleaning Instructions:** Clean with a soft damp cloth. No abrasive agents

# SLAB

NEW



## SLAB DESK 1600 X 3000 FUMED OAK

<u>Product</u>	SLD05FU-M1
<u>Components</u>	SLD05FU-TOP1of5 / SLD05FU-TOP2of5 / SLD05FU-BEAM3of5 / SLD05FU-LEGS4of5 / SLD05FU-LEGS5of5
<u>Type</u>	Table – 6 Person
<u>Material</u>	Oak
<u>Colour</u>	● Brown

Packaging (m)	H	W	D	Weight (kg)
<u>Table Top Part 1</u>	0.87	8.65	15.9	53
<u>Table Top Part 2</u>	0.87	8.65	15.9	53
<u>Table Beam</u>	1.27	1.15	18.9	17.5
<u>Table Legs Part 1</u>	1.75	4.15	7.8	13
<u>Table Legs Part 2</u>	0.95	3.5	7.8	6

Process After the fuming process the solid finger jointed panels are cut to size, sanded and the slab edge is cut. The parts are then lacquered and dried before packing.

Year of Design 2016

Certification Contract level 1

Cable management hole 90mm

Minimum 4 person lift

Takes our recommended cable basket:

BASK7600S1LV  
BASK1600S1LV

Cable tray measurements:

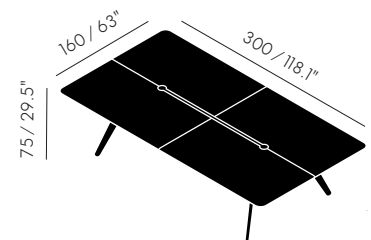
L 1600mm  
W 142mm  
H 112mm

Recommended screws for the cable trays 4 x 18mm X 4  
Brackets included, screws are not

Self-assembly.

Made to order.  
Lead time 4-6 weeks.

Also available in solid birch.



Cleaning Instructions: Clean with a soft damp cloth. No abrasive agents

# SLAB

NEW



## SLAB DESK 1600 X 3200 FUMED OAK

<u>Product</u>	SLD06FU-M1
<u>Components</u>	SLD06FU-TOP1of5 / SLD06FU-TOP2of5 / SLD06FU-BEAM3of5 / SLD06FU-LEGS4of5 / SLD06FU-LEGS5of5
<u>Type</u>	Table – 6 Person
<u>Material</u>	Oak
<u>Colour</u>	● Brown

Packaging (m)	H	W	D	Weight (kg)
<u>Table Top Part 1</u>	1.07	8.65	12.4	54
<u>Table Top Part 2</u>	1.07	8.65	12.4	54
<u>Table Beam</u>	1.27	1.55	26.9	23.5
<u>Table Legs Part 1</u>	1.75	4.15	7.8	13
<u>Table Legs Part 2</u>	1.75	3.5	7.8	11

Process After the fuming process the solid finger jointed panels are cut to size, sanded and the slab edge is cut. The parts are then lacquered and dried before packing.

Year of Design 2016

Certification Contract level 1

Cable management hole 90mm

Minimum 4 person lift

Takes our recommended cable basket:

BASK7600S1LV x 2  
BASK1200S1LV x 2

Cable tray measurements:

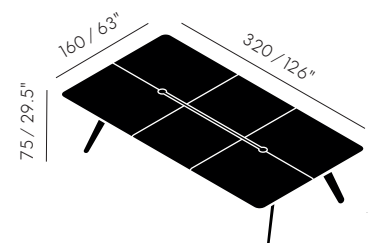
L 1600mm  
W 142mm  
H 112mm

Recommended screws for the cable trays 4 x 18mm X 4  
Brackets included, screws are not

Self-assembly.

Made to order.  
Lead time 4-6 weeks.

Also available in solid birch.



Cleaning Instructions: Clean with a soft damp cloth. No abrasive agents

# SLAB

NEW



## SLAB DESK 1600 X 3200 NATURAL OAK

<u>Product</u>	SLD06NA-M1
<u>Components</u>	SLD06NA-TOP1of5 / SLD06NA-TOP2of5 / SLD06NA-BEAM3of5 / SLD06NA-LEGS4of5 / SLD06NA-LEGS5of5
<u>Type</u>	Table – 6 Person
<u>Material</u>	Oak
<u>Colour</u>	● Natural

Packaging (m)	H	W	D	Weight (kg)
<u>Table Top Part 1</u>	1.07	8.65	12.4	54
<u>Table Top Part 2</u>	1.07	8.65	12.4	54
<u>Table Beam</u>	1.27	1.55	26.9	23.5
<u>Table Legs Part 1</u>	1.75	4.15	7.8	13
<u>Table Legs Part 2</u>	1.75	3.5	7.8	11

Process After the fuming process the solid finger jointed panels are cut to size, sanded and the slab edge is cut. The parts are then lacquered and dried before packing.

Year of Design 2016

Certification Contract level 1

Cable management hole 90mm

Minimum 4 person lift

Takes our recommended cable basket:

BASK7600S1LV x 2

BASK1200S1LV x 2

Cable tray measurements:

L 1600mm

W 142mm

H 112mm

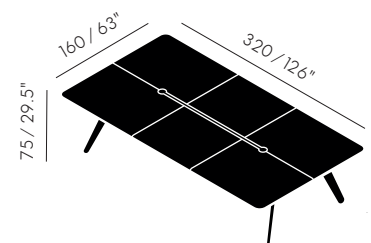
Recommended screws for the cable trays 4 x 18mm X 4  
Brackets included, screws are not

Self-assembly.

Made to order.

Lead time 4-6 weeks.

Also available in solid birch.



Cleaning Instructions: Clean with a soft damp cloth. No abrasive agents

# SLAB

NEW



## SLAB DESK 600 X 1200 FUMED OAK

<u>Product</u>	SLD01FU
<u>Type</u>	Table - 1 Person
<u>Material</u>	Oak
<u>Colour</u>	● Brown

<u>Packaging (m)</u>	<u>H</u>	<u>W</u>	<u>D</u>	<u>Weight (kg)</u>
	0.03	0.61	1.21	18.6

Process After the fuming process the solid finger jointed panels are cut to size, sanded and the slab edge is cut. The parts are then lacquered and dried before packing.

Year of Design 2016

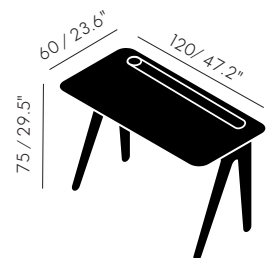
Certification Contract level 1

Cable management hole 60mm

Self-assembly.

Available from stock. Large contract orders will be made to order with lead time of 4-6 weeks.

Also available made to order in solid birch.



Cleaning Instructions: Clean with a soft damp cloth. No abrasive agents



# SLAB

NEW



## SLAB DESK 600 X 1200 NATURAL OAK

<u>Product</u>	SLD01NA
<u>Type</u>	Table - 1 Person
<u>Material</u>	Oak
<u>Colour</u>	● Natural

<u>Packaging (m)</u>	<u>H</u>	<u>W</u>	<u>D</u>	<u>Weight (kg)</u>
	0.03	0.61	1.21	18.6

Process After the fuming process the solid finger jointed panels are cut to size, sanded and the slab edge is cut. The parts are then lacquered and dried before packing.

Year of Design 2016

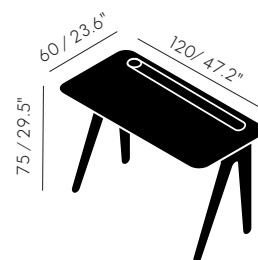
Certification Contract level 1

Cable management hole 60mm

Self-assembly.

Available from stock. Large contract orders will be made to order with lead time of 4-6 weeks.

Also available made to order in solid birch.



Cleaning Instructions: Clean with a soft damp cloth. No abrasive agents