

Secto Design Oy
Kauppalantie 12
02700 Kauniainen
Finland
tel. +358 9 5050598
fax +358 9 5475 2535
info@sectodesign.fi
www.sectodesign.fi

Secto Design



Secto 4200 pendant

natural birch, black or white laminate, walnut veneer

- The shade is made of form pressed birch slats
- White and black finishes have been laminated
- Walnut finish has a waxed walnut veneer on top
- Height of the shade 60 cm, diameter 30 cm, weight 1,4 kg
- The cable is a heat-resistant textile cable, standard length 150 cm, ceiling plug + ceiling cup
- Bulb base E27, max. 42 W
- Bulb base E27
- Included light bulb:
Megaman LED Classic, E27, 11 W, 1055 lumen, 2800 K, warm white
- International Protection Rating: IP20
- Dimension of the box: 33 x 33 x 64 cm, 2,5 kg

Please note that there must always be 15 mm around the bulb for air circulation. The use of special bulbs such as halogen, mirror or 12 V bulbs in Secto Design lamps is forbidden, due to overheating.



Standard cable set

Weight	192 g (incl. all parts)
Cable length	150 cm (longer cables available upon request at additional cost)
Colour	White or black matt soft lacquer depending on the colour of the pendant

Information	The standard cable set includes the lamp base, a textile cable, a ceiling cup, a hook and an additional ring. A ceiling plug (pictured) is included in the deliveries to Finland and Sweden; deliveries to other countries include a connector (not pictured).
-------------	--

Please check the separate ceiling cup instruction leaflet for more details and installation instructions.



Standard ceiling cup white/black

Height	11,2 cm / 12 cm (with ring)
Outer upper Ø	12,2 cm / 13,1 cm (with ring)
Inner upper Ø	11,8 cm / 12,2 cm (with ring)
Weight	58 g / 74 g (with ring)
Colour	White or black matt soft lacquer depending on the colour of the pendant

Information The standard ceiling cup includes an additional ring, which enables leading the cable along the ceiling into the ceiling cup. The additional ring can also be used to cover a larger ceiling socket.

Extra cable can be swirled into the ceiling cup when altering the hanging height of the pendant.

The ceiling cup is a part of the cable set which includes also the lamp base, a textile cable, a hook and a ceiling plug or connector.

Please check the separate ceiling cup instruction leaflet for more details and installation instructions.

Secto Design

dezell lamptops
Tight fit guaranteed



This Secto Design pendant uses the patented ceiling suspension by Dezell.

Easy and quick to install, enables the ceiling cup to sit perfectly tight against the ceiling.

Tässä Secto Design-valaisimessa käytetään Dezallin patentoimaa ripustusmenetelmää.

Helppo ja nopea kiinnittää, mahdollistaa kattokupin asettumisen tiukasti kattoon.

Handmade birch pendant by Secto Design

Design: Seppo Koho

Käsintehty Secto Design -koivuvalaisin. Suunnittelija: Seppo Koho

Ceiling cup by Dezell

Finish:	White or black matt soft lacquer
Height:	112mm (120 with the additional ring)
Upper diameter:	118mm inner / 122mm outer (122/131 with ring)
Recommended length of ceiling hook:	15-46mm (20-54 with ring)

Textile cable:

White or black – standard length 1.5m (other lengths available) – unearthed – E27 – 230V – Max 42W

Dezell-kattokuppi

Väri:	Valkoinen tai musta, mattapinta
Korkeus:	112 mm (120 renkaan kanssa)
Ylähalkaisija:	118 mm sisäpuoli, 122 mm ulkopuoli (122/131 renkaan kanssa)
Kattokoukun suosituspituus:	15-46 mm (20-54 renkaan kanssa)

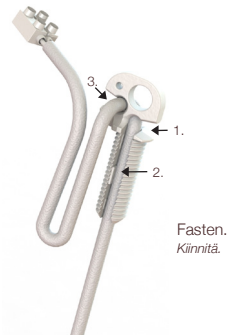
Tekstiilijohto:

Valkoinen tai musta – standardimitta 1.5 m – maadoittamaton – E27 – 230 V – Max 42 W

dezell lamptops

Installation

Kiinnitysohje



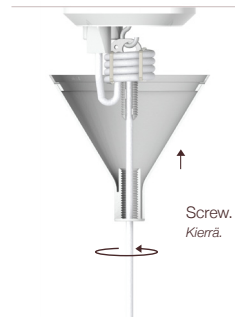
Fasten.
Kiinnitä.

Fasten the cable into the screw at the desired hanging height. Start with the lower side hole, push it into the channel and finish with the upper side hole.

Hang on the ceiling hook and connect.

Kiinnitä johto ruuviin haluamallesi riippumiskorkeudelle aloittaen alemmasta sivureiästä, asettaen johto sen jälkeen ruuvin sisään ja lopuksi vielä ylempään sivureikään.

Ripusta kattokoukkuun ja kytke.




Screw.
Kierrä.

Arrange the spare cable and screw the ceiling cup on the screw until the cup sits tightly against the ceiling.

If the power cable comes from the side, use the ring provided and push off one of the side outlets to make room for the cable.

Kiedo ylimääräinen johto kerälle ja kierrä sen jälkeen kattokuppi kiinni ruuviin, kunnes kuppi on tiukasti kiinni katossa.

Jos sähkö vedetään pintavetona sivusta, irrota yksi renkaan ulostuloista johtoa varten.



Finished.
Valmis.



For more details visit sectodesign.fi/products
Lisätietoja osoitteesta sectodesign.fi/products

sectodesign.fi

Secto Design Secto 4200



This luminaire is compatible with bulbs of the energy classes:

