

CLOCHE — 2011

RUNE KRØJGAARD & KNUT BENDIK HUMLEVIK

YEAR

2011

ENVIROMENT

Indoor

CATEGORY

Lighting

MADE IN

China

MATERIAL

Aluminium with brushed brass treatment on the inside. With steel wire and a textile cable.

VARIATIONS

White w. White Cord

Black w. Black Cord

Brushed Aluminum w. Black Cord

CARE

Follow care instruction on norr11.com/professionals

WEIGHT

Cloche One

Net Weight: 1,0 kg

Gross Weight: 1,3 kg

Cloche Two

Net Weight: 1,7 kg

Gross Weight: 2,6 kg

Cloche Three

Net Weight: 5,4 kg

Gross Weight: 9,3 kg

PACKAGING DIMENSIONS

Cloche One

W 27 cm / D 27 cm / H 27 cm

Cloche Two

W 47 cm / D 33 cm / H 48 cm

Cloche Three

W 89 cm / D 89 cm / H 30 cm

SPECIFICATIONS

Cord length: 400 cm

Cord: Black or White

Ceiling cup: Included


Cloche One: 1x E14 socket

Cloche Two: 1x E27 socket


Cloche Three: 3x E27 socket



The Cloche series is a family of pendant lamps made of turned aluminium with a brushed brass treatment on the inside. This elegant pendant lamp is suspended with a steel wire and has a fabric-sheathed cable. The Cloche series is inspired by the French hat from the early 1900s known by the same name. The open design helps to spread a evenly light, creating a gentle atmosphere with deep shades and reflections from the brass. The Cloche series is a beautiful piece of minimalism.



CLOCHE ONE



CLOCHE TWO

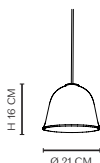


CLOCHE THREE

DIMENSIONS

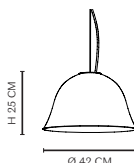
Cloche One

Ø 21 cm / H 16 cm



Cloche Two

Ø 42 cm / H 25 cm



Cloche Three

Ø 81 cm / H 25 cm

