



PRODUCT SHEET

2023 05 VER.03



REPOSE

by GamFratesi ²⁰²¹

With its geometric interplay between the organic shapes and the straight line passing through the shade, the REPOSE series is designed to bring serenity of mind. The simplicity and functionality of traditional Japanese hair pins provided a spark of inspiration for the design. Focusing on the balance point that creates a serene and suspended feeling of balance while giving great importance to the smallest detail of the lamp. The striking purity of the stick provides a lightweight appearance to the large, opal glass shades, which make the pendants almost floating in the air - evoking meditative movements of hanging mobiles that are formed between object and space. With its calm and contemporary expression, REPOSE is intended to ease your mind and illuminate living spaces.



PRODUCT SHEET

2023 05 VER.03

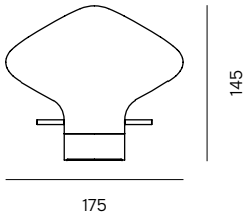


GAMFRATESI

The Danish-Italian design studio is a fusion of proud traditions, refined aesthetics and expressive designs - uniting the distinctive cultures and contrasts of Italy and Denmark in new forms and shapes. Since 2006, Stine Gam and Enrico Fratesi has been on the forefront with their contemporary designs, which have been rewarded with several national and international awards. The work of GamFratesi is characterised by their dual background reflected in elegant contrasts, harmonies, colours and materials. Utilizing these elements, GamFratesi creates furniture and lighting that respectfully reflect the proud traditions within Scandinavian functionalism and Italian craft.



REPOSE TABLE 175



Category
Pendant

Type of light
Diffuse

Purpose
Ambient

Materials
3-layered opal glass
Metal

Colours
Black
Brass

Measurements
W175 x D175 x H145 mm

Weight
0,8 kg

Direction of light source
Upwards

Light source
One bulb needed
Not included

Recommended bulb
Philips LED 4.8W
570 lumen

Socket size
G9

Max wattage
28 W

Canopy
N/A

Cord
Black/White textile
2,5 m with switch



See full product description at
lyfa.com/collections/REPOSE

COLOURS

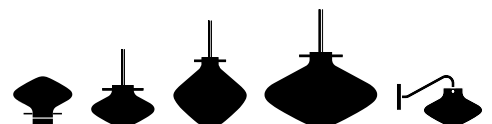


CONCEPT AND CRAFTSMANSHIP

REPOSE is available in three different-sized pendants and as a table lamp. Each pendant has its own organic shape that adopts the natural plasticity of glass and how it changes form and direction, the larger it gets. The organic-shaped shade is carefully crafted from mouth-blown, three-layered glass and completed by either a brass or black metal pin passing through the top of the shade.

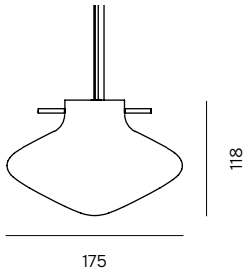
LIGHTSCAPE

As a result of the thickness of the three-layered opalized glass, REPOSE emits a uniform and comfortable lighting experience. The suspension is designed to flush with the top of the glass shade making it invisible to the naked eye. A gap surrounding the suspension in the top allows a small stream of light to illuminate the entire glass shade. REPOSE is a characteristic lighting design on its own or in multiples to create a cloud of luminosity.





REPOSE PENDANT 175



Category
Pendant

Type of light
Diffuse

Purpose
Ambient

Materials
3-layered opal glass
Metal

Colours
Black
Brass

Measurements
W175 x D175 x H118 mm

Weight
0,7 kg

Direction of light source
Downwards

Light source
One bulb needed
Not included

Recommended bulb
Philips LED 4.8W
570 lumen

Socket size
G9

Max wattage
28 W

Canopy
Black/White metal
with steel wire

Cord
Black/White textile
3 m



See full product description at
lyfa.com/collections/REPOSE

COLOURS

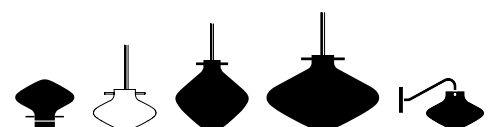


CONCEPT AND CRAFTSMANSHIP

REPOSE is available in three different-sized pendants and as a table lamp. Each pendant has its own organic shape that adopts the natural plasticity of glass and how it changes form and direction, the larger it gets. The organic-shaped shade is carefully crafted from mouth-blown, three-layered glass and completed by either a brass or black metal pin passing through the top of the shade.

LIGHTSCAPE

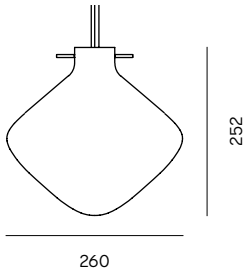
As a result of the thickness of the three-layered opalized glass, REPOSE emits a uniform and comfortable lighting experience. The suspension is designed to flush with the top of the glass shade making it invisible to the naked eye. A gap surrounding the suspension in the top allows a small stream of light to illuminate the entire glass shade. REPOSE is a characteristic lighting design on its own or in multiples to create a cloud of luminosity.



PENDANT
175



REPOSE PENDANT 260



Category
Pendant

Type of light
Diffuse

Purpose
Ambient

Materials
3-layered opal glass
Metal

Colours
Black
Brass

Measurements
W260 x D260 x H252 mm

Weight
1,5 kg

Direction of light source
Downwards

Light source
One bulb needed
Not included

Recommended bulb
Philips LED 6.5W
806 lumen

Socket size
E14

Max wattage
60 W

Canopy
Black/White metal
with steel wire

Cord
Black/White textile
3 m



See full product description at
lyfa.com/collections/REPOSE

COLOURS

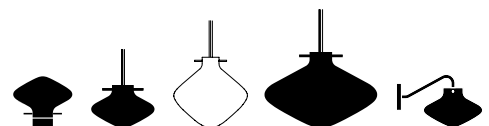


CONCEPT AND CRAFTSMANSHIP

REPOSE is available in three different-sized pendants and as a table lamp. Each pendant has its own organic shape that adopts the natural plasticity of glass and how it changes form and direction, the larger it gets. The organic-shaped shade is carefully crafted from mouth-blown, three-layered glass and completed by either a brass or black metal pin passing through the top of the shade.

LIGHTSCAPE

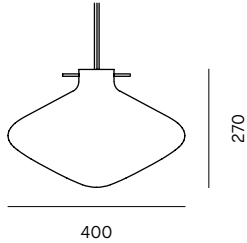
As a result of the thickness of the three-layered opalized glass, REPOSE emits a uniform and comfortable lighting experience. The suspension is designed to flush with the top of the glass shade making it invisible to the naked eye. A gap surrounding the suspension in the top allows a small stream of light to illuminate the entire glass shade. REPOSE is a characteristic lighting design on its own or in multiples to create a cloud of luminosity.



PENDANT
260



REPOSE PENDANT 400



Category
Pendant

Type of light
Diffuse

Purpose
Ambient

Materials
3-layered opal glass
Metal

Colours
Black
Brass

Measurements
W400 x D400 x H270 mm

Weight
3,3 kg

Direction of light source
Downwards

Light source
One bulb needed
Not included

Recommended bulb
Philips LED 8.5W
1055 lumen

Socket size
E27

Max wattage
60 W

Canopy
Black/White metal
with steel wire

Cord
Black/White textile
6 m



See full product description at
lyfa.com/collections/REPOSE

COLOURS

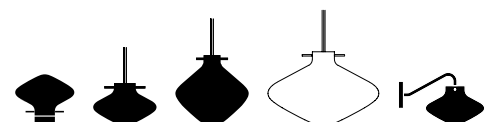


CONCEPT AND CRAFTSMANSHIP

REPOSE is available in three different-sized pendants and as a table lamp. Each pendant has its own organic shape that adopts the natural plasticity of glass and how it changes form and direction, the larger it gets. The organic-shaped shade is carefully crafted from mouth-blown, three-layered glass and completed by either a brass or black metal pin passing through the top of the shade.

LIGHTSCAPE

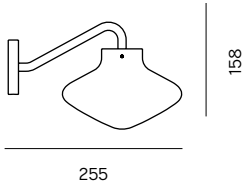
As a result of the thickness of the three-layered opalized glass, REPOSE emits a uniform and comfortable lighting experience. The suspension is designed to flush with the top of the glass shade making it invisible to the naked eye. A gap surrounding the suspension in the top allows a small stream of light to illuminate the entire glass shade. REPOSE is a characteristic lighting design on its own or in multiples to create a cloud of luminosity.



PENDANT
400



REPOSE WALL 175



Category

Wall

Type of light

Diffuse

Purpose

Ambient

Materials

3-layered opal glass
Metal

Colours

Black
Brass

Measurements

W175 x D255 x H158 mm

Weight

0,8 kg

Direction of light source

Downwards

Light source

One bulb needed
Not included

Recommended bulb

Philips LED 4.8W
570 lumen

Socket size

G9

Max wattage

28 W

Canopy

N/A


Cord

Black plastic ^{BLACK}
White plastic ^{BRASS}
2,5 m w/switch



See full product description at
lyfa.com/collections/REPOSE

COLOURS

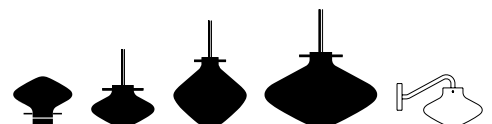


CONCEPT AND CRAFTSMANSHIP

REPOSE is available in three different-sized pendants and as a table lamp. Each pendant has its own organic shape that adopts the natural plasticity of glass and how it changes form and direction, the larger it gets. The organic-shaped shade is carefully crafted from mouth-blown, three-layered glass and completed by either a brass or black metal pin passing through the top of the shade.

LIGHTSCAPE

As a result of the thickness of the three-layered opalized glass, REPOSE emits a uniform and comfortable lighting experience. The suspension is designed to flush with the top of the glass shade making it invisible to the naked eye. A gap surrounding the suspension in the top allows a small stream of light to illuminate the entire glass shade. REPOSE is a characteristic lighting design on its own or in multiples to create a cloud of luminosity.





LIGHTSCAPE REPOSE

DIRECT LIGHTING

Direct lighting is focused illumination with an exposed light source. It enhances the visibility and directs the light to where it is needed. By highlighting objects and surfaces, direct lighting is useful for specific purposes, like reading a book or prepping food in the kitchen. Choosing the correct light source is vital to avoid glare and lighting that is too harsh.

INDIRECT LIGHTING


Indirect lighting is ideal for creating an ambient setting as illumination relies on reflected, indirect light from the source. The light is emitted in different directions, which adds a delicate brightness, while the concealed light source ensures a glare-free experience. Choosing the correct light source is important to provide a sufficient level of illumination.

DIFFUSED LIGHTING

Diffused lighting is non-directional; a soft, scattered light that is not directed at particular objects or surfaces. The light passes through a translucent surface, creating a softer appearance that serves well as overall room illumination or to create an ambient setting. Choosing the correct light source is essential to avoid unwanted patterns on the illuminated surfaces.

PURPOSE

Lighting a room is all about a comfortable level of illumination, which is the result of a complex interplay between the room, atmosphere, light, and form. Different types of light entail different purposes. Based on our collection, we differentiate between three distinctive purposes: task, ambient and decorative lighting.

DIRECT	INDIRECT	DIFFUSED	
			TASK A supportive light to better accomplish a task or specific activity
			AMBIENT An overall light to set or improve the atmosphere of the room
			DECORATIVE A delicate light to draw attention and add distinction to a room