



PRODUCT SHEET

2021 05 VER.02



GOTHIC


by Bent Karlby ¹⁹⁷⁰

GOTHIC is a distinctive wall lamp full of character. Designed with inspiration from the gothic architectural style that flourished throughout Europe from the 12th and 16th century. A time which was characterized by tall narrow structures with pointes arches. The premium solid brass fixture emits soft upward lighting that leaves a beautiful pattern on the wall, while the brushed brass surfaces are subtly illuminated through the narrow peepholes.



PRODUCT SHEET

2021 05 VER.02



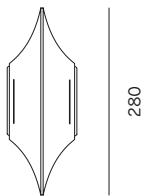
A HOMAGE TO GOTHIC ARCHITECTURAL STYLE, STRUCTURES AND ARCHES

The GOTHIC name was a reference by Karlby to the gothic architectural style that flourished throughout Europe from the 12th to the 16th century, which was characterized by tall narrow structures with pointed arches.

Karlby



GOTHIC I



104

280

Category

Wall

Type of light

Direct

Purpose

Decorative

Materials

Solid brass

Colours

Brass

Weight

0,7 kg

Direction of light source

Upwards

Light source

One bulb needed

Not included

Recommended bulb

Philips LED 4.8W

570 lumen

Socket size

G9

Max wattage

40 W

Cord

White plastic

w/ switch

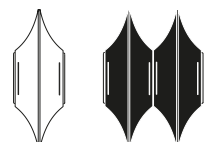
2,5 m

See full product description at
lyfa.com/collections/gothic**COLOURS****CONCEPT AND CRAFTSMANSHIP**

The GOTHIC series consists of two wall lamps with one or two geometrical shades. Each shade is made from a solid brass plate with vertical brush lines that's folded down the center to create its iconic, recognizable expression.

LIGHTSCAPE

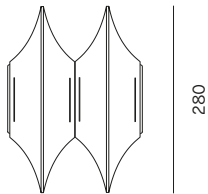
On the wall, the geometric shapes adopt an organic and wavy look. The open top allows for upward lighting that leaves a striking pattern on the wall. Through the narrow peepholes—one of Karlby's hallmarks—a small stream of light flows out and onto the curved brass shades.



WALL I



GOTHIC II



280

206

Category

Wall

Type of light

Direct

Purpose

Decorative

Materials

Solid brass

Colours

Brass

Weight

1 kg

Direction of light source

Upwards

Light source

Two bulbs needed

Not included

Recommended bulb

Philips LED 4.8W

570 lumen

Socket size

2 x G9

Max wattage


40 W

Cord

White plastic

w/ switch

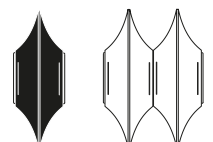
2,5 m

See full product description at
lyfa.com/collections/gothic**COLOURS****CONCEPT AND CRAFTSMANSHIP**

The GOTHIC series consists of two wall lamps with one or two geometrical shades. Each shade is made from a solid brass plate with vertical brush lines that's folded down the center to create its iconic, recognizable expression.

LIGHTSCAPE

On the wall, the geometric shapes adopt an organic and wavy look. The open top allows for upward lighting that leaves a striking pattern on the wall. Through the narrow peepholes—one of Karlby's hallmarks—a small stream of light flows out and onto the curved brass shades.



WALL II



LIGHTSCAPE GOTHIC

DIRECT LIGHTING

Direct lighting is focused illumination with an exposed light source. It enhances the visibility and directs the light to where it is needed. By highlighting objects and surfaces, direct lighting is useful for specific purposes, like reading a book or prepping food in the kitchen. Choosing the correct light source is vital to avoid glare and lighting that is too harsh.

INDIRECT LIGHTING

Indirect lighting is ideal for creating an ambient setting as illumination relies on reflected, indirect light from the source. The light is emitted in different directions, which adds a delicate brightness, while the concealed light source ensures a glare-free experience. Choosing the correct light source is important to provide a sufficient level of illumination.

DIFFUSED LIGHTING

Diffused lighting is non-directional; a soft, scattered light that is not directed at particular objects or surfaces. The light passes through a translucent surface, creating a softer appearance that serves well as overall room illumination or to create an ambient setting. Choosing the correct light source is essential to avoid unwanted patterns on the illuminated surfaces.


PURPOSE

Lighting a room is all about a comfortable level of illumination, which is the result of a complex interplay between the room, atmosphere, light, and form. Different types of light entail different purposes. Based on our collection, we differentiate between three distinctive purposes: task, ambient and decorative lighting.

DIRECT

INDIRECT

DIFFUSED

TASK

A supportive light to better accomplish a task or specific activity

AMBIENT

An overall, soft light to set or improve the atmosphere of the room

DECORATIVE

A delicate light to draw attention and add distinction to a room