

ARCS SHADE

PRODUCT FACT SHEET



ARCS SHADE

DESIGN BY MULLER VAN SEVEREN, 2021

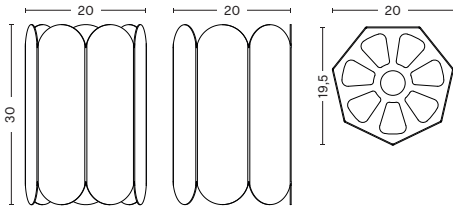
Arcs Shades are part of a series of arched designs created for HAY by Belgian duo Muller Van Severen. Formed from a continuous chain of curved arches that form a single element, the Arcs Shade creates a spatial volume that plays with light and shape.

The shade can be used as a table lamp or pendant lamp suspended from the ceiling, both options forming contrasts in depth, colour and shape, resulting in an elegant scalloped silhouette. Crafted in steel, Arcs is available in several different colours or with a mirror surface.

HIGHLIGHTS

- Part of a progressive and technologically advanced lighting collection.
- A family of arched shades for table, pendant and wall lamps designed by Muller Van Severen.
- A modern steel shade with a scalloped silhouette.
- Creates an ambient up and down light within a space that doesn't disturb or create unnecessary glare.
- The cord sets for the lamps are sold separately and are available in two designs – a table variant with an in-line on/off rocker switch, and a pendant variant for ceiling lamps.
- Both cord sets come without a bulb.
- Suitable for both private and office environments.
- For indoor use only.

DIMENSIONS



WIDTH 20 CM | 7.87"

DEPTH 20 CM | 7.87"

HEIGHT 30 CM | 11.81"

MATERIALS

SHADE LAMP

Stamped and bent sheet metal steel with a high gloss wet-spray or mirror plated finish.

COUNTRY OF ORIGIN

China

COLOUR & FINISH

Please note that the colour codes are indicative.



MIRROR
PLATED FINISH



SEA GREEN
NCS S 3060-B90G



AUBURN RED
RAL 3004



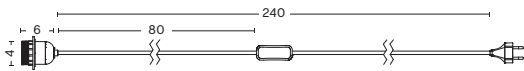
COBALT BLUE
RAL 5013



CORD SET TABLE

A versatile Cord Set designed for use with table lamps. It comprises a E27 fitting, fabric cord, inline on/off rocker switch and plug. The design is compatible with all HAY lamps that are based around a standard removable E27 light fitting.

DIMENSIONS



DIAMETER 4 CM | 1.57"
CORD LENGTH 240 CM | 94.49"
HEIGHT 6 CM | 2.36"

MATERIALS

FITTING
Injection moulded ABS.

CORD
Braided fabric with silicone insulation.

SWITCH
Injection moulded ABS.

COLOUR & FINISH

Please note that the colour codes are indicative.



SOFT BLACK
RAL 9004

ARCS SHADE

TECHNICAL SPECIFICATIONS

RECOMMENDED LIGHT SOURCE*	RECOMMENDED POWER (WATTS)	DIMMABLE	POWER SUPPLY	CORD LENGTH	SWITCH
LED E27 (A15 or A19)	10-13W (max. 15W)	No	220-240V AC at 50/60Hz	240 cm	Inline switch located 80 cm from the fitting

*Bulb not included.

TEST SPECIFICATIONS

FLUX (LUMENS), CCT (KELVIN) & CRI (1-100)

The levels will vary depending on the type of bulb used in the lamp.

CERTIFICATES

CE APPROVED

This product has been assessed and complies with the essential requirements of the relevant European directives.

LED   IP20   

Tested according to the following european EN IEC standards which relate specifically to electrical lighting products including

- EN 55015:2013 (radio disturbance)
- EN 61547:2009 (EMC immunity)
- EN 61000-3-2:2014 (EMC compatibility)
- EN 61000-3-3:2013 (EMC compatibility)
- EN 60598-2-4:1997 (portable luminaires)
- EN 60598-1:2015 (general requirements)
- EN 62493:2010 (human exposure to EMC)

COUNTRY OF ORIGIN

China

DOWNLOADS

Packshots and lifestyle photos, 2D 3D files, care and maintenance, instructions, test certificates, product fact sheets, and product presentations are available in our Image Bank at hay.com.

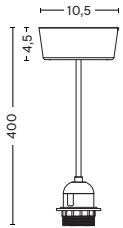
[LINK TO IMAGE BANK](#)



CORD SET PENDANT

A versatile ceiling mounted Cord Set that allows for multiple cable configurations. The ceiling mount is round, made from ABS plastic and contains a magnet for easy fitting. The fabric cable can be adjusted in length to suit the environment. The design is compatible with all HAY lamps that are based around a standard removable E27 light fitting.

DIMENSIONS



DIAMETER 10,5 CM | 4.513
CORD LENGTH 400 CM | 157.48"
HEIGHT 4,5 CM | 1.77"

MATERIALS

FITTING
Injection moulded ABS.

CORD
Braided fabric with silicone insulation.

CEILING MOUNT
Textured ABS.

COLOUR & FINISH

Please note that the colour codes are indicative.



SOFT BLACK
RAL 9004

ARCS SHADE

TECHNICAL SPECIFICATIONS

RECOMMENDED LIGHT SOURCE*	POWER (WATTS)	DIMMABLE	POWER SUPPLY	CORD LENGTH	SWITCH
LED E27 (A15 or A19)	10-13W (max. 15W)	Yes**	220-240V AC at 50/60Hz	400 cm	No

*Bulb not included.

**If used in conjunction with a wall mounted dimmer and suitable LED bulb.

TEST SPECIFICATIONS

FLUX (LUMENS), CCT (KELVIN) & CRI (1-100)

The levels will vary depending on the type of bulb used in the lamp.

CERTIFICATES

CE APPROVED

This product has been assessed and complies with the essential requirements of the relevant European directives.

LED   IP20   

Tested according to the following European EN IEC standards which relate specifically to electrical lighting products including

- EN 55015:2013 (radio disturbance)
- EN 61547:2009 (EMC immunity)
- EN 61000-3-2:2014 (EMC compatibility)
- EN 61000-3-3:2013 (EMC compatibility)
- EN 60598-2-4:1997 (portable luminaires)
- EN 60598-1:2015 (general requirements)
- EN 62493:2010 (human exposure to EMC)

COUNTRY OF ORIGIN

China

DOWNLOADS

Packshots and lifestyle photos, 2D 3D files, care and maintenance, instructions, test certificates, product fact sheets, and product presentations are available in our Image Bank at hay.com.

[LINK TO IMAGE BANK](#)