

BEDS COLLECTION



relaxation, intimacy,
peace, quiet, home,
space, tenderness,
closeness, place,
functionality, love,
dreams, freedom,
me, you, us.

Beds like a dream.

CONTENTS

Blow	6	Slight	58
Blow / configuration items	10	Slight / configuration items	62
Cube	12	Soft	64
Cube / configuration items	16	Soft / configuration items	68
Kudamm	18	Stone	70
Kudamm / configuration items	22	Stone / configuration items	74
La Rambla	26	Tube	78
La Rambla / configuration items	30	Tube / configuration items	82
Montmartre	32	Wave	86
Montmartre / configuration items	36	Wave / configuration items	90
Oxford	40	Index of beds	94
Oxford / configuration items	44	Leg type chart	98
Room 303	46	Fabric & leather price group	101
Room 303 / configuration items	50	NAP Way Factory	103
Room 603	52	Contact information	107
Room 603 / configuration items	56		



BEDS COLLECTION

From start to finish, we are inspired by craftsmanship. We value skills, experience, and the work of hands. We observe the trends and carefully choose what's most important to us – quality, sensitivity, and care. It's not only about the attention to the appearance and functionality of the product, but also about the concern for its environmental impact as early as at the stage of design as well as during the manufacturing process and – finally – its use.

Beds Collection is a range of beds featuring a timeless design. The collection featured in the catalogue is characterised by a diversity of forms, colours, and materials. Beds Collection is intended to cater to people who appreciate both the loft aesthetics and a sophisticated and functional design.

Sweet dreams!


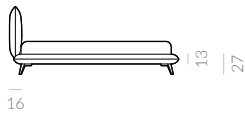
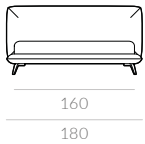


BLOW





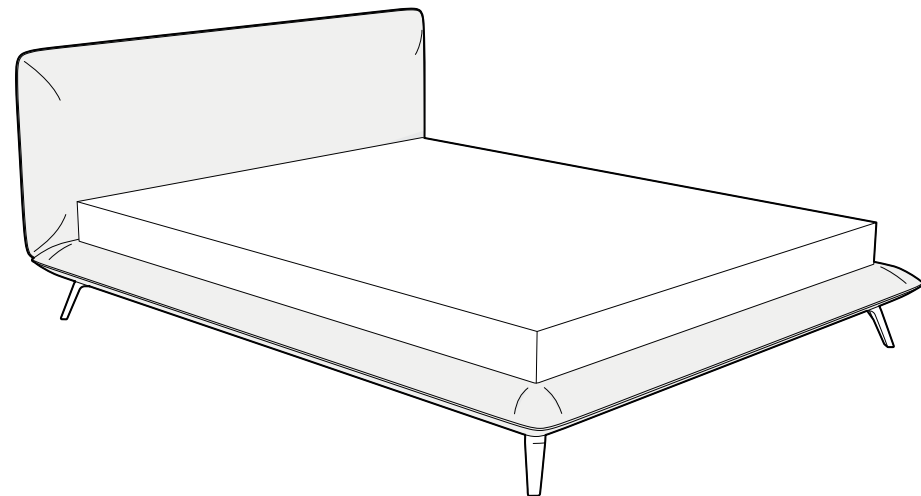
Blow, mattress width: 160 cm, headboard height: 91 cm, fabric: Kirkby Design Smooth III K5228/62 Combat, piping: Sorensen Dunes Cognac, leg: M8-145 powder-coated, brown



BLOW

Urban style minimalist bed. The edges of the frame are finished with a decorative piping. The bed model Blow has a removable Velcro-fastened cover and a headboard upholstered on the back so it can be placed in open spaces.






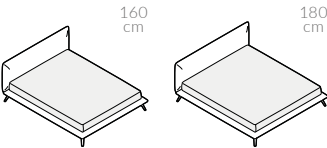
BLOW

Configuration items

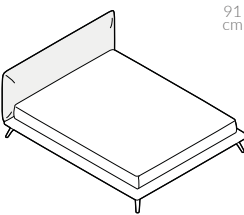
Overall dimensions (cm)	
for mattress	width x length
160x200	180x225
180x200	200x225

 Headboard and frame covering is removable and fastened with a Velcro. Bed with an upholstered headboard back.

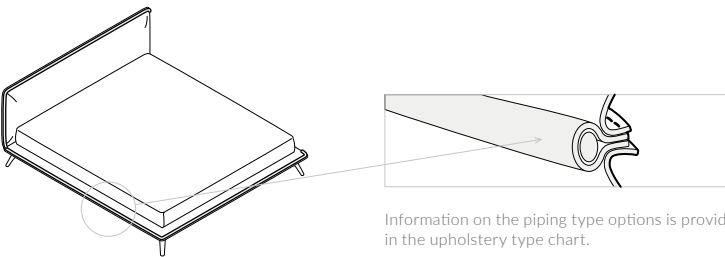
Mattress width options:



Headboard height:

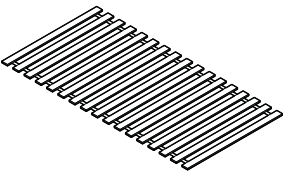


Piping:



Information on the piping type options is provided in the upholstery type chart.

Slatwork:



slatwork integrated into the frame

Legs options:



Leg colours and dimensions are provided in the final part of the catalogue.

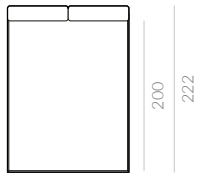
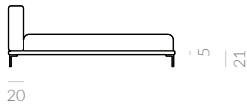
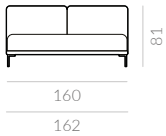
METAL



CUBE



Cube, mattress width: 160 cm, headboard height: 81 cm, leather: Sorensen Dunes Rust 21002, leg: M1-160 powder-coated, black

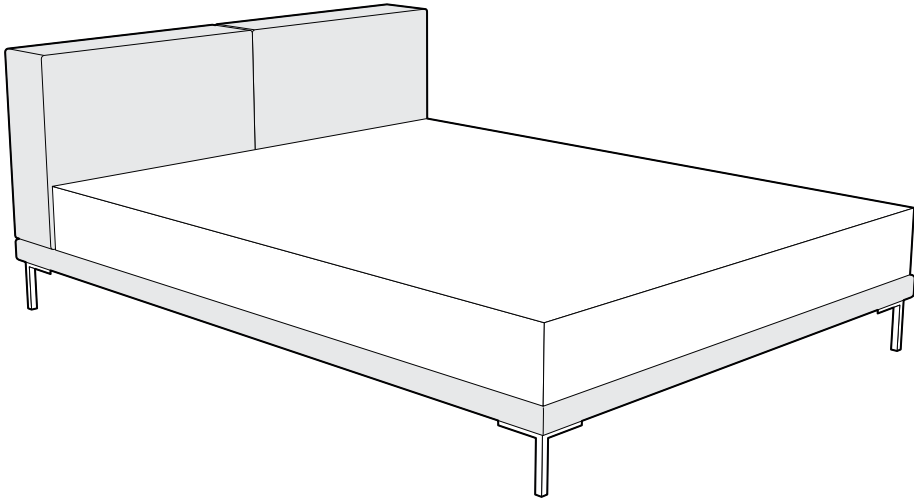


CUBE

A bed featuring a cubist, geometrical design. It has a distinctively thick headboard, where you can put a book or watch. The leather covering features decorative stitching in the middle of the panels and the headboard. A perfect bed for well-defined interiors with a lot of character.



If slightly higher legs are used, Cube will gain some visual lightness and softness.



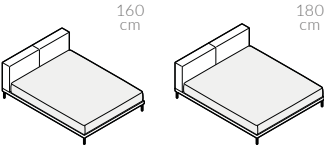
CUBE

Configuration items

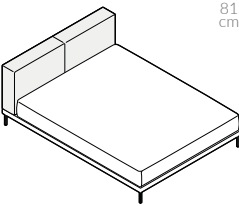
Overall dimensions (cm)	
for mattress	width x length
160x200	162x222
180x200	182x222

Headboard and frame covering is removable and fastened with a Velcro. Bed with an upholstered headboard back.

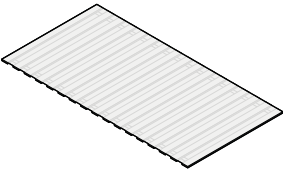
Mattress width options:



Headboard height:

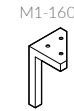


Slatwork:



slatwork integrated into the frame, fabric-coated

Leg:



Leg colours and dimensions are provided in the final part of the catalogue.

METAL



KUDAMM



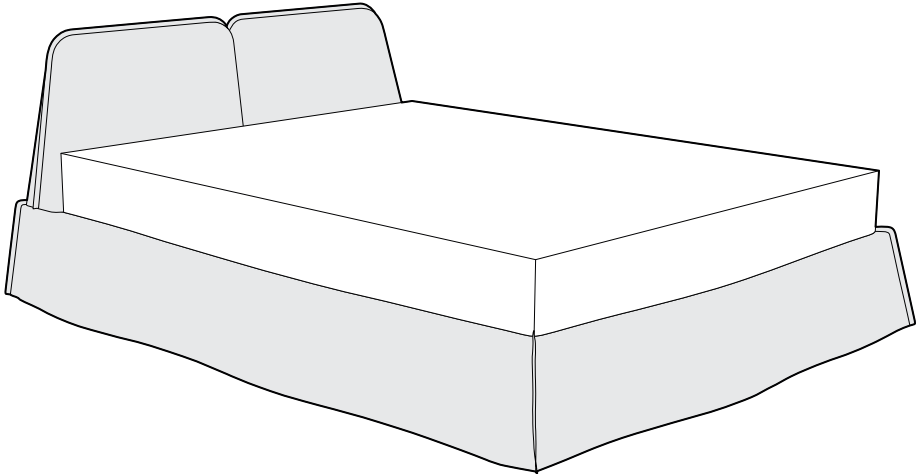
Kudamm, mattress width: 160 cm, headboard height: 85 cm, fabric: Libeco L010 sahara 2806 grey, leg: P1-45



KUDAMM





The Kudamm bed looks as impressive with linen fabric covering as it does in leather, in natural hues and strong colours. It features a loose cover with a fine edge seam. The bed's frame widens downwards. The headboard is made up of two cushions with a profiled backrest angle. Kudamm will impart a striking contemporary character to the bedroom.







KUDAMM

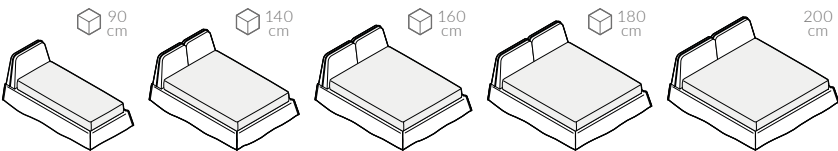
Configuration items

Overall dimensions (cm)	
for mattress	width x length
90x200	108x229 
140x200	158x229 
160x200	178x229 
180x200	198x229 
200x200	218x229

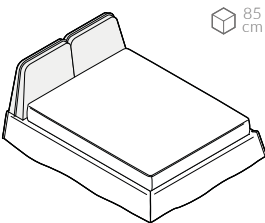
Models marked with  come with an optional bedding storage box.

 The frame covering is replaceable and Velcro-fastened. The headboard covering is permanently fitted. Bed with an upholstered headboard back.

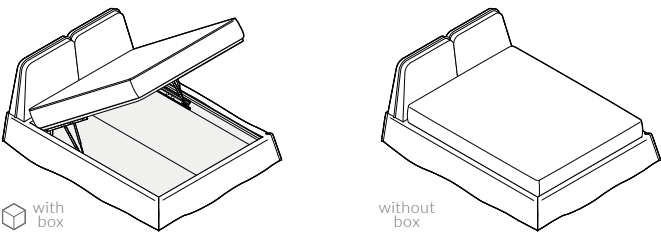
Mattress width options:



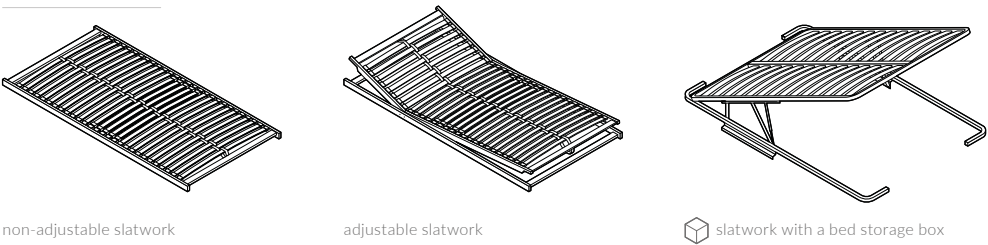
Headboard height:



Bedding storage box:

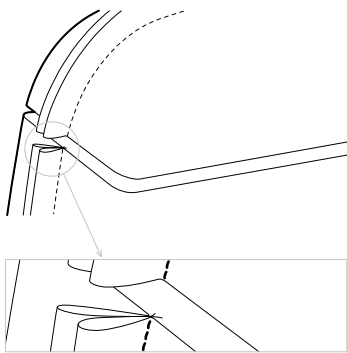



Slatwork options:

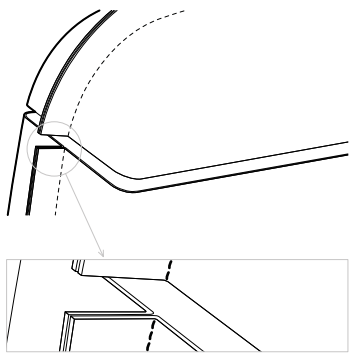



      The non-adjustable slatwork and adjustable slatwork feature adjustable mattress tilts offering six positions within a 12 cm range.

Finishing:



French seam: used for fabric only 



simple assembly seam: used only for leather 

Legs options:



Leg colours and dimensions are provided in the final part of the catalogue.

WOOD

METAL

PLASTIC

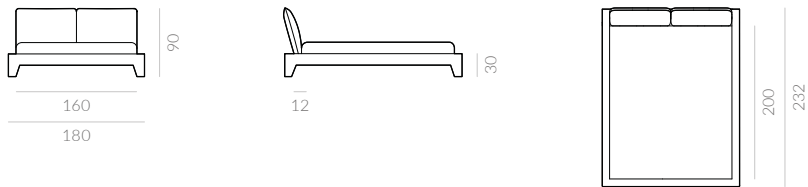




LA RAMBLA




La Rambla, mattress width: 160 cm, headboard height: 90 cm, fabric: Kvadrat Forest Nap 282, piping: Sorensen Dunes Dark Brown 21001, upholstered leg



LA RAMBLA

A bed that's perfect for minimalist interiors. Designed for those who value simple, well-tested solutions. It features a subtle headboard and slender finishing features. The bed offers a possibility of adjusting the backrest angle, which makes it very functional. Its simple design will perfectly harmonise with any bedroom décor style.





LA RAMBLA

Configuration items

Overall dimensions (cm)	
for mattress	width x length
140x200	160x232
160x200	180x232
180x200	200x232

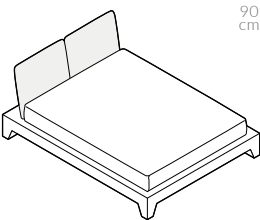
The frame covering is replaceable and Velcro-fastened. The headboard covering is permanently fitted. Bed with an upholstered headboard back.



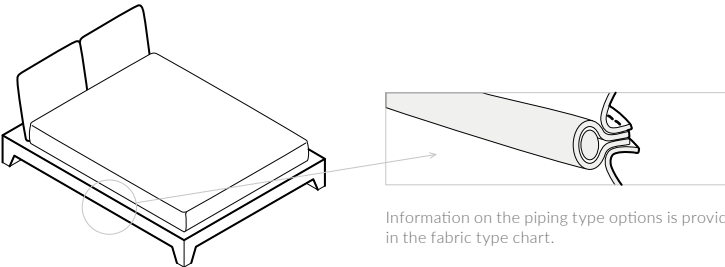
Mattress width options:



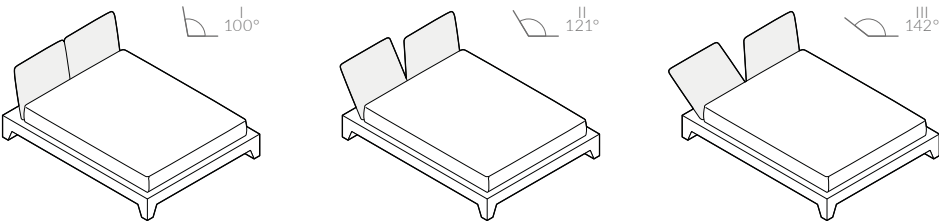
Headboard height:



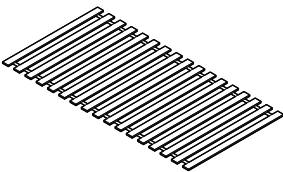
Piping:



Adjustable headboard:



Slatwork:



slatwork integrated into the frame

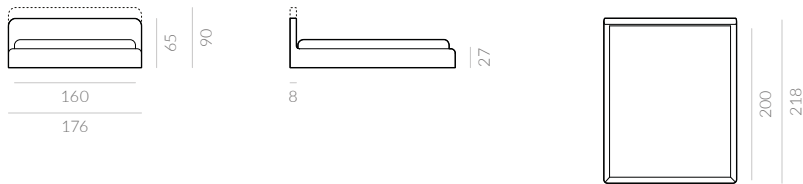


MONTMARTRE






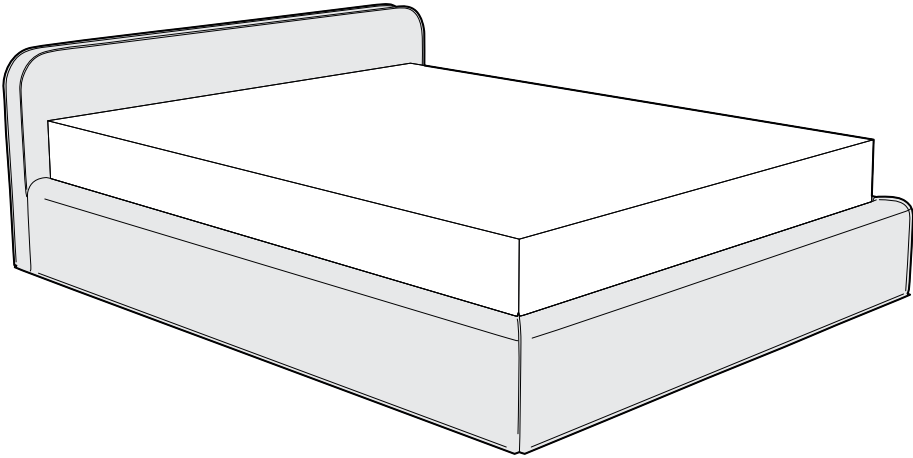
Montmartre, mattress width: 160 cm, headboard height: 90 cm fabric: Libeco L010 sahara 2806 grey, leg: D3-45 varnished oak



MONTMARTRE





A bed for elegant interiors as well as minimalist French-style furnishing solutions. It is low, which will emphasise the laid-back bedroom style. Optionally, the Montmartre bed can be fitted with a bedding storage box, in this way achieving a higher headboard. A bedroom with Montmartre will stand out with an aura of lightness and modernity.







MONTMARTRE

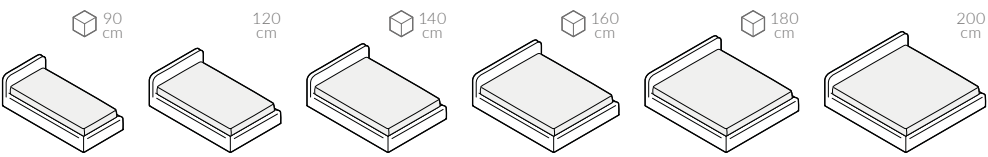
Configuration items

Overall dimensions (cm)	
for mattress	width x length
90x200	106x218 
120x200	136x218
140x200	156x218 
160x200	176x218 
180x200	196x218 
200x200	216x218

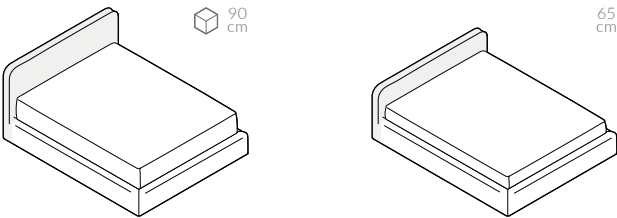
Models marked with  come with an optional bedding storage box.

 Headboard and frame covering is removable and fastened with a Velcro. Bed with an upholstered headboard back.

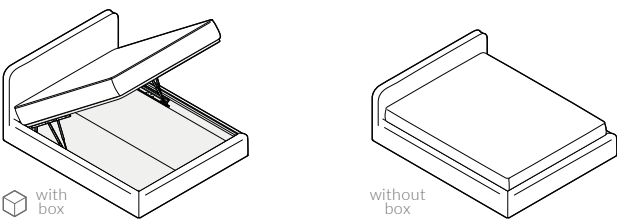
Mattress width options:



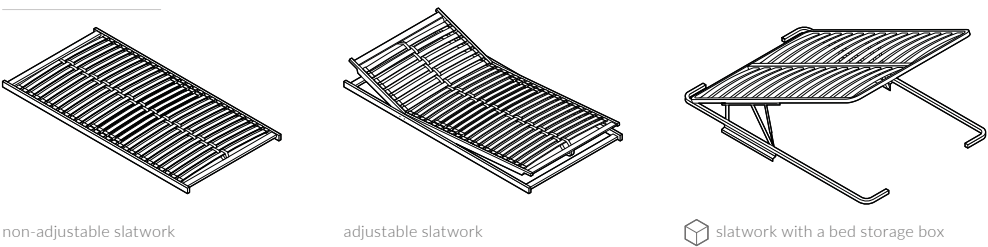
Headboard height:







Bedding storage box:



Slatwork options:



      The non-adjustable slatwork and adjustable slatwork feature adjustable mattress tilts offering six positions within a 12 cm range.

Legs options:




Leg colours and dimensions are provided
in the final part of the catalogue.

WOOD

METAL

PLASTIC

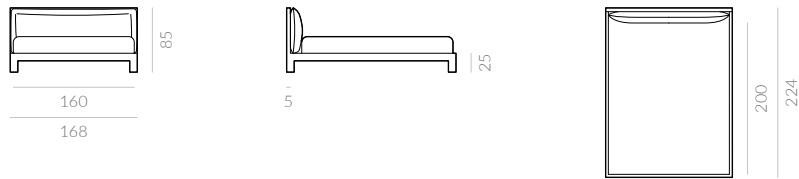




OXFORD



Oxford, mattress width: 160 cm, headboard height: 85 cm, fabric: Designers Guild VARESE F1190/03 Olive, upholstered leg



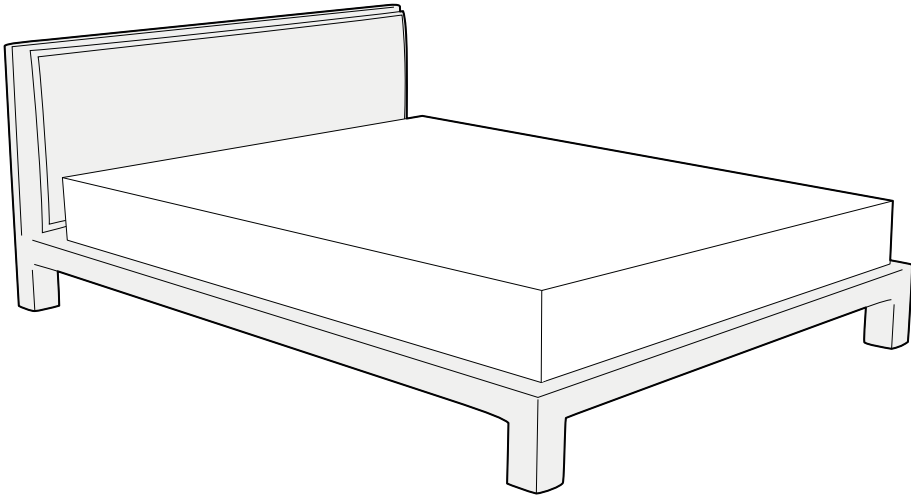
OXFORD

A modernist style bed. The large cushion it features on the headboard, despite its minimalist form, imparts to the Oxford model an air of distinctiveness and softness. The bed comes with upholstered legs and is available with a loose or tightly fitting cover. It looks perfect and stylish with any fabric.



Oxford, mattress width: 160 cm, headboard height: 85 cm, fabric: Libeco L010 natural 0023, upholstered leg





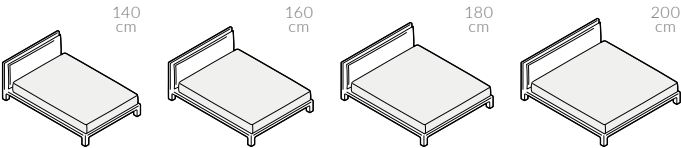
OXFORD

Configuration items

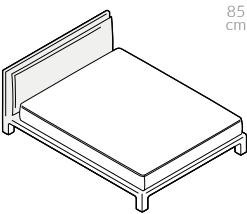
Overall dimensions (cm)	
for mattress	width x length
140x200	148x224
160x200	168x224
180x200	188x224
200x200	208x224

Headboard and frame covering is removable and fastened with a Velcro. Bed with an upholstered headboard back.

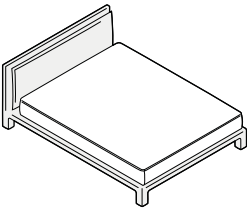
Mattress width options:



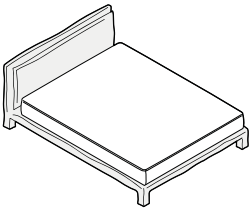
Headboard height:



Upholstery type options:

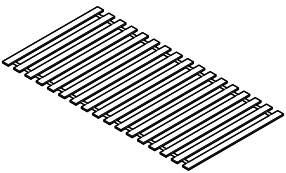


fabric tightly fitting to the frame with a decorative French seam on the frame and cushion



loosely-falling cover with a decorative French seam on the frame and cushion

Slatwork:



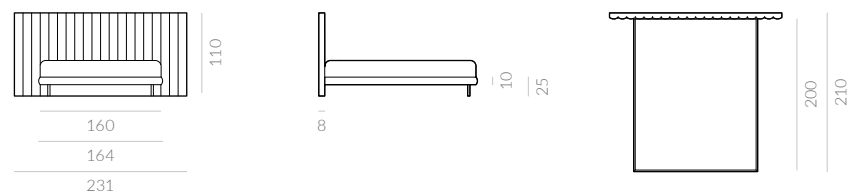
slatwork integrated into the frame



ROOM 303



Room 303, mattress width: 160 cm, headboard height: 110 cm, fabric: Kirkby Design Smooth III K5228/70 Blossom, leg: M5-150 chrome-plated



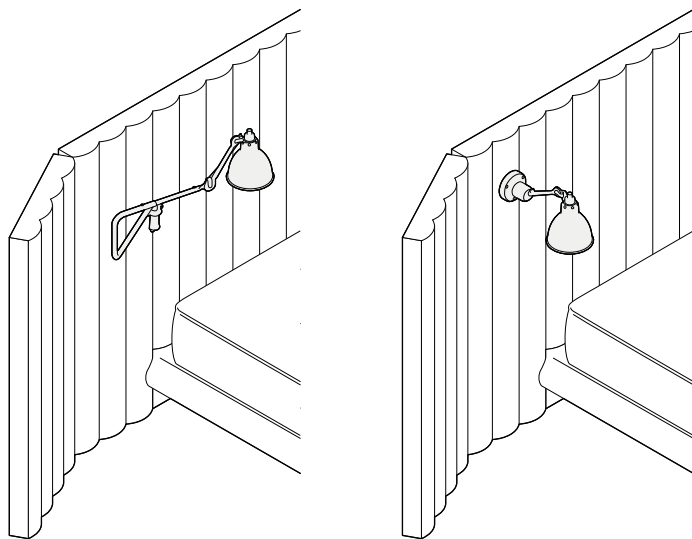
ROOM 303

A sculpture-like bed featuring a beautiful and distinctive headboard. Each roll of the headboard is upholstered separately. The headboard can be customised to stretch along the entire wall length. Room 303 is perfect for hotel interiors. The Gras lamps that can be fitted on it will impart timeless elegance to it.



Room 303, mattress width: 160 cm, headboard: 110 cm, fabric: Kirkby Design Smooth III K5228/41 Gingerbread, leg: M5-150 chrome-plated, Gras N°303 lamp, movable side wings





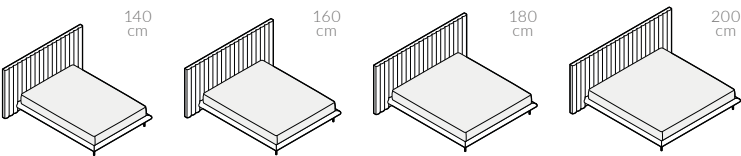
ROOM 303

Configuration items

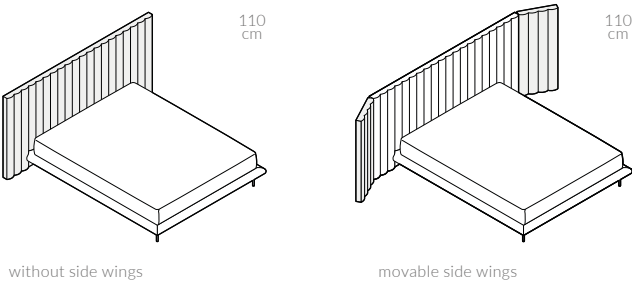
Overall dimensions (cm)	without wings	with wings
for mattress	width x length	width x length
140x200	211x210	294x210
160x200	231x210	314x210
180x200	251x210	334x210
200x200	271x210	354x210

The frame covering is replaceable and Velcro-fastened. The headboard cover is permanently fixed. Bed with an upholstered headboard back.

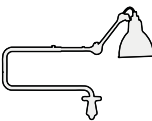
Mattress width options:



Headboard options:



Accessories:

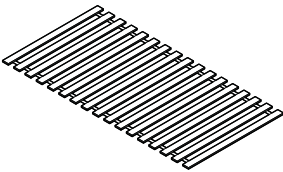


N°303 Lampe Gras



N°304 Lampe Gras

Slatwork:



slatwork integrated into the frame

Leg:

M5-150



METAL

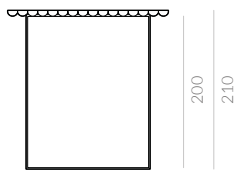
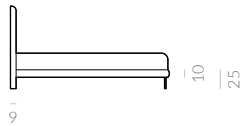
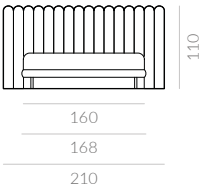
Leg colours and dimensions are provided in the final part of the catalogue.



ROOM 603



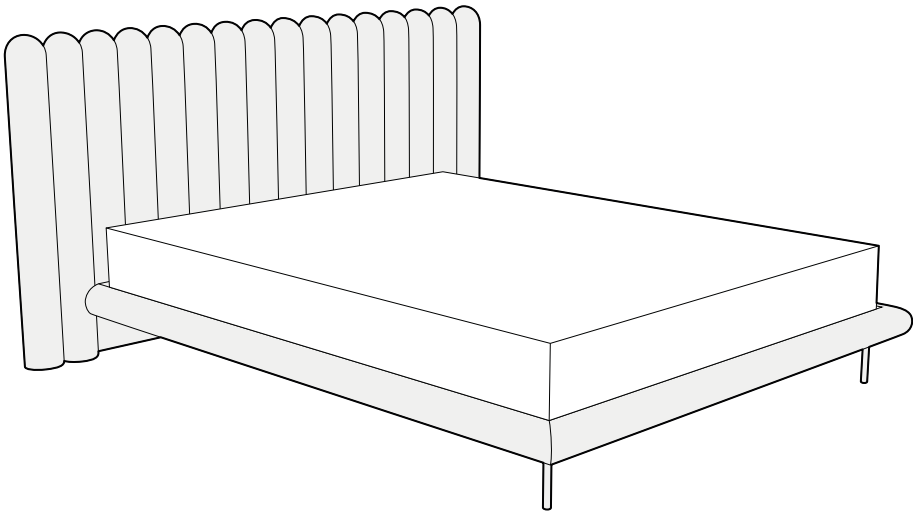
Room 603, mattress width: 160 cm, headboard height: 110 cm, fabric: Kirkby Design Smooth III K5228/41 Gingerbread, leg: M5-150 powder-coated, black



ROOM 603

A bed featuring a unique shape. One of its ends is soft and soaring, while the other one is rounded and cosy. Room 603's look draws on the climate of boutique hotels and can be associated with a luxury style. The piece of furniture is very decorative. It gives a tone to the room's overall décor with its individuality - meaning that the other interior design features should be a backdrop for it.






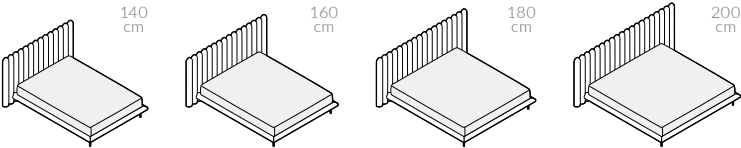
ROOM 603

Configuration items

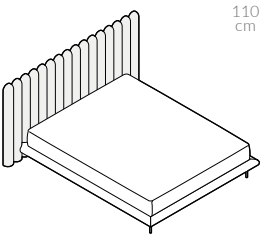
Overall dimensions (cm)	
for mattress	width x length
140x200	190x224
160x200	210x224
180x200	230x224
200x200	250x224

 The frame covering is replaceable and Velcro-fastened. The headboard cover is permanently fixed. Bed with an upholstered headboard back.

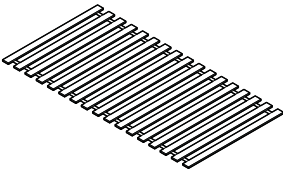
Mattress width options:



Headboard height:



Slatwork:



slatwork integrated into the frame

Legs options:

M5-150



Leg colours and dimensions are provided in the final part of the catalogue.

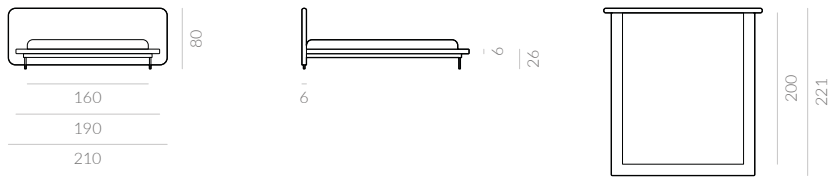
METAL



SLIGHT




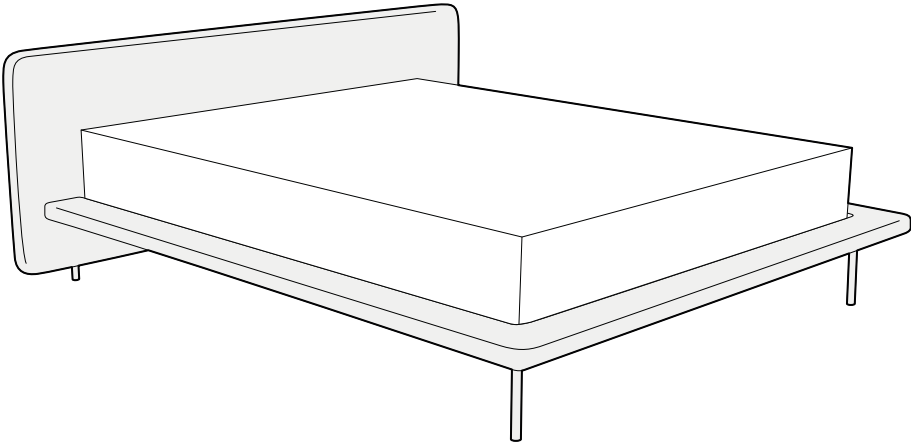
Slight, mattress width: 160 cm, headboard height: 80 cm, fabric: Lelievre Lama 02 Naturel, leg: M5-50 and M5-150 powder-coated, black



SLIGHT

A bed with a simple and delicate design, perfect for eclectic interiors. It features a beautifully rounded low headboard. Slight can change its character depending on the choice of fabric – with boucle, it will create an aura of prestige, while a weave fabric will give it a modern look. The bed is very plastic and its form is minimalist enough to match other pieces of furniture in the bedroom, ensuring a beautiful result.






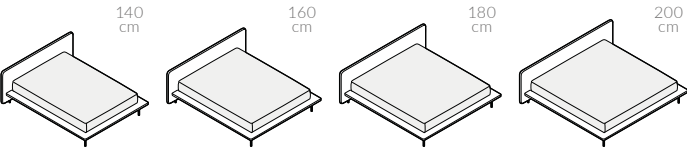
SLIGHT

Configuration items

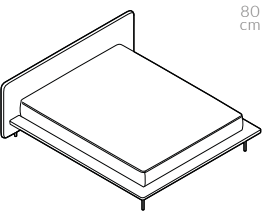
Overall dimensions (cm)	
for mattress	width x length
140x200	190x221
160x200	210x221
180x200	230x221
200x200	250x221

 The frame covering is replaceable and Velcro-fastened. The headboard covering is permanently fitted. Bed with an upholstered headboard back.

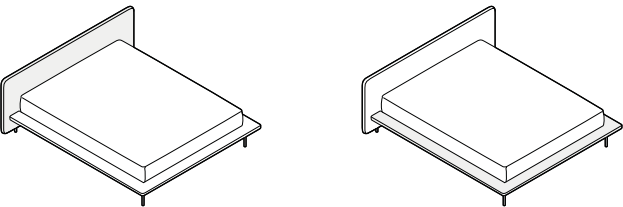
Mattress width options:



Headboard height:

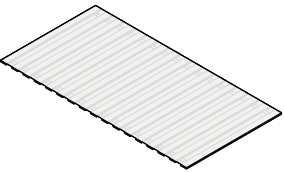


Optional customisation:



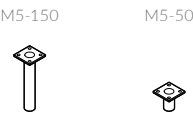
The Slight bed can come with two fabric types - one for the headboard and one for the frame.

Slatwork:



slatwork integrated into the frame, covered with fabric

Legs options:



Leg colours and dimensions are provided in the final part of the catalogue.

METAL

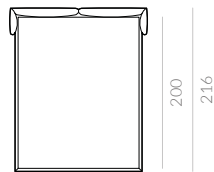
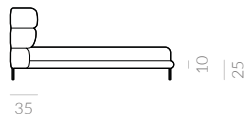
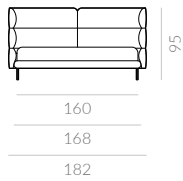


SOFT



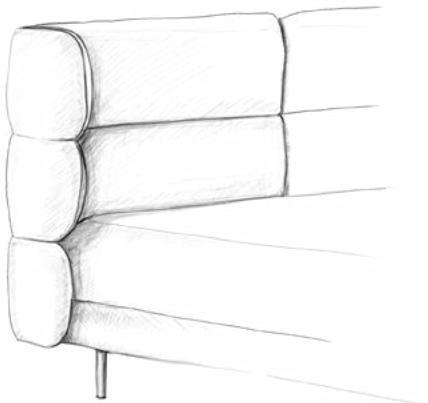


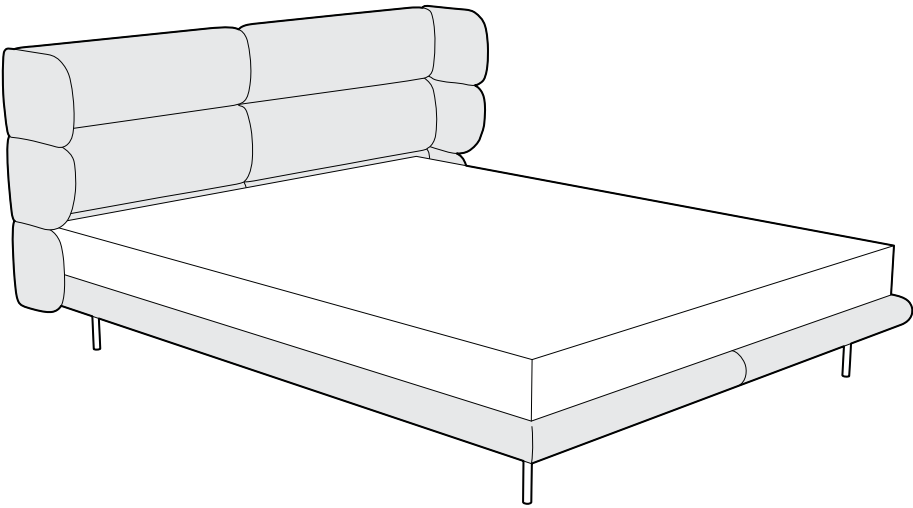
Soft, mattress width: 160 cm, headboard height: 95 cm, fabric: Ridex Vellutti 565, leg; M5-150 powder-coated, brass colour



SOFT

A bed with an unusual, winged headboard. The wings of the headboard separate the bed from the surrounding space to create an intimate feel. Soft will look stylish both with leather upholstery as well as with velour fabrics. Its high, slender legs give it lightness and elegance.





SOFT

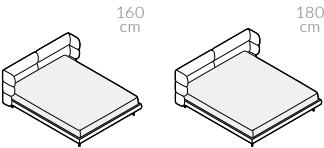
Configuration items

Overall dimensions (cm)	
for mattress	width x length
160x200	182x216
180x200	202x216

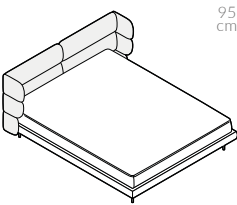
The frame covering is replaceable and Velcro-fastened. The headboard cover is fixed permanently. Bed with an upholstered headboard back.



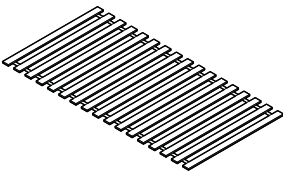
Mattress width options:



Headboard height:



Slatwork:



slatwork integrated into the frame

Legs options:

M5-150



Leg colours and dimensions are provided in the final part of the catalogue.

METAL

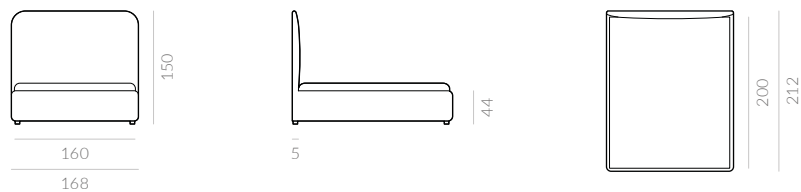


STONE






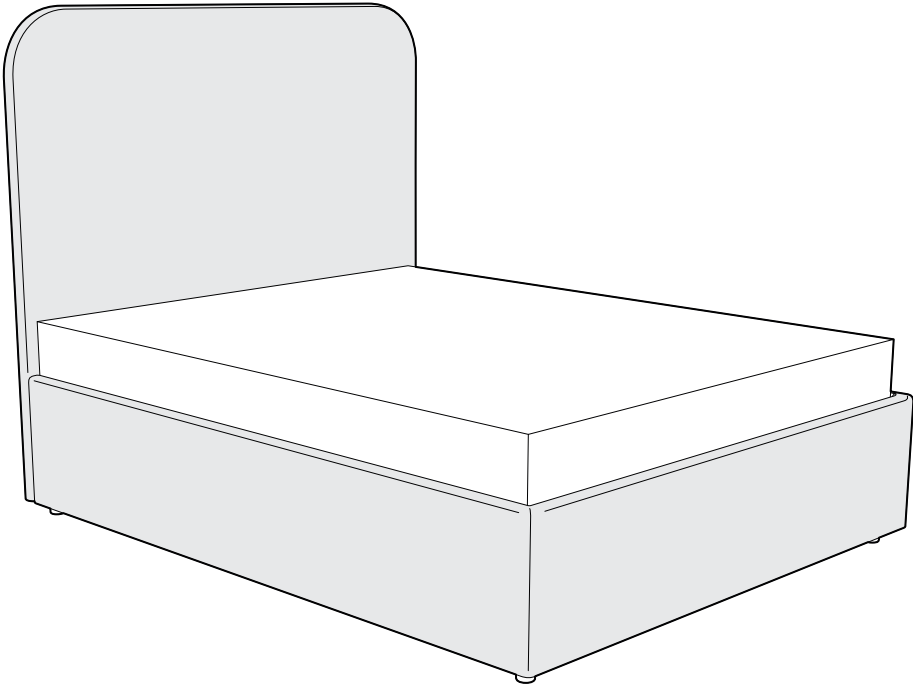
Stone, mattress width: 160 cm, headboard height: 150 cm, fabric: Kirkby Design Smooth K5228/12 Indian Ink, leg: P1-45



STONE



A bed with a high headboard, perfect for spacious interiors. It's freely configurable by choosing a model with or without a bedding storage box. Stone can be a beautiful central feature in the bedroom - it's so striking in itself that it doesn't need a particularly impressive setting or accessories to make a refined composition.







STONE

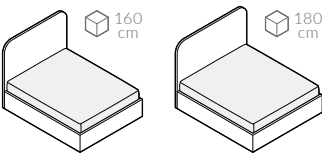
Configuration items

Overall dimensions (cm)	
for mattress	width x length
160x200	168x212 
180x200	188x212 

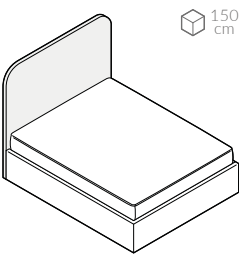
Models marked with  come with an optional bedding storage box.

 The cover of the frame is removable and Velcro-fastened. The headboard covering is permanently fitted. Bed with an upholstered headboard back.

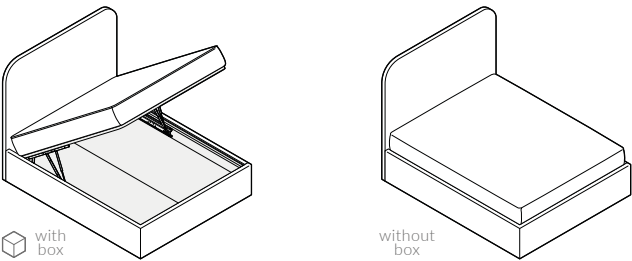
Mattress width options:



Headboard height:

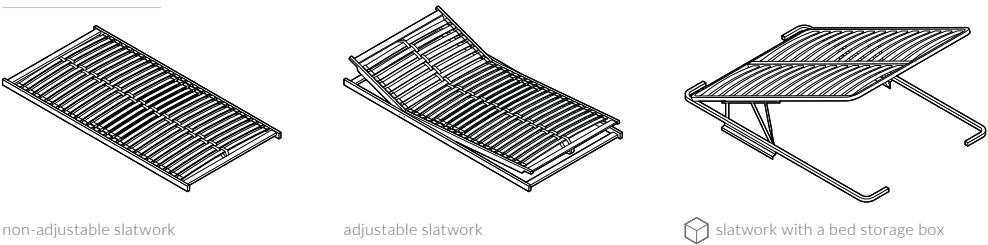






Bedding storage box:



The high frame of the Stone bed enables the use of a large, functional bedding storage box.

Slatwork options:



      The non-adjustable slatwork and adjustable slatwork feature adjustable mattress tilts offering six positions within a 12 cm range.

Legs options:



Leg colours and dimensions are provided
in the final part of the catalogue.

WOOD

METAL

PLASTIC

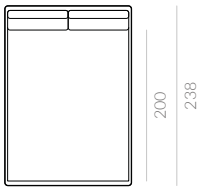
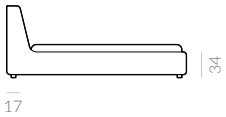
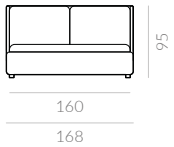




TUBE




Tube, mattress width: 160 cm, headboard height: 85 cm, fabric: Kvadrat Melange Nap 191, cushions: Kirkby Design Chelsea K5180/49 Charcoal, leg: D3-45 beech painted black



TUBE





A bed for those who appreciate the modernist form, Tube is a combination of simplicity and functionality. It features a high headboard with a fixed, ergonomic headrest angle, which makes it very comfortable. The bed can be freely configured - it has a fully removable cover, and the backrest cushions can come in a fabric different than the frame upholstery.







TUBE

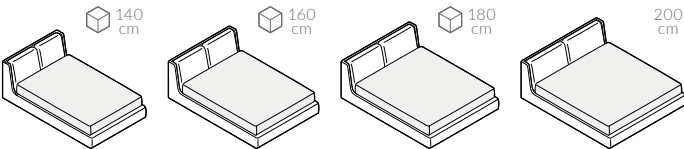
Configuration items

Overall dimensions (cm)	
for mattress	width x length
140x200	148x238 
160x200	168x238 
180x200	188x238 
200x200	208x238 

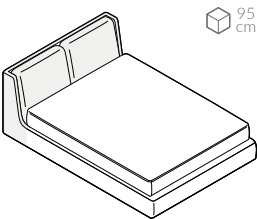
Models marked with  come with an optional bedding storage box.

 The frame covering is replaceable and Velcro-fastened. The headboard covering is permanently fitted. Bed with an upholstered headboard back.

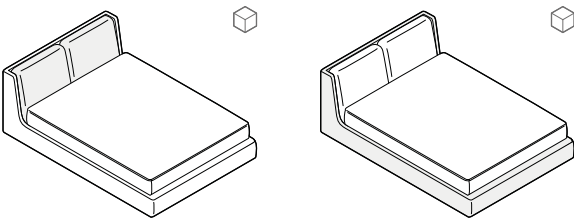
Mattress width options:



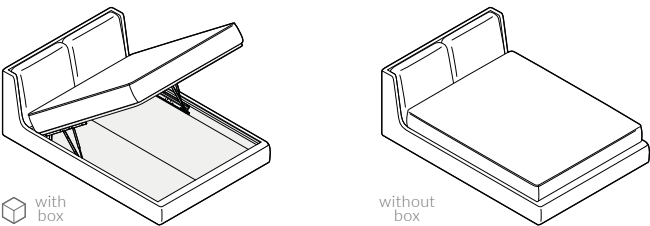
Headboard height:



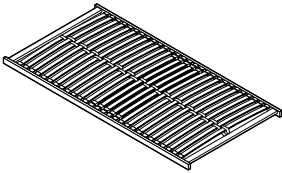
Optional customisation:



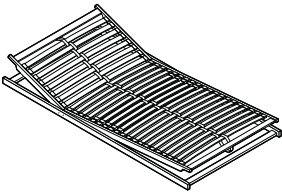
Bedding storage box:



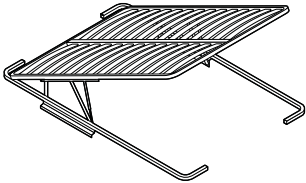
Slatwork options:



non-adjustable slatwork



adjustable slatwork



slatwork with a bed storage box



The non-adjustable slatwork and adjustable slatwork feature adjustable mattress tilts offering six positions within a 12 cm range.

Legs options:



Leg colours and dimensions are provided in the final part of the catalogue.

WOOD

METAL

PLASTIC


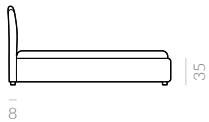
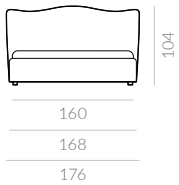




WAVE



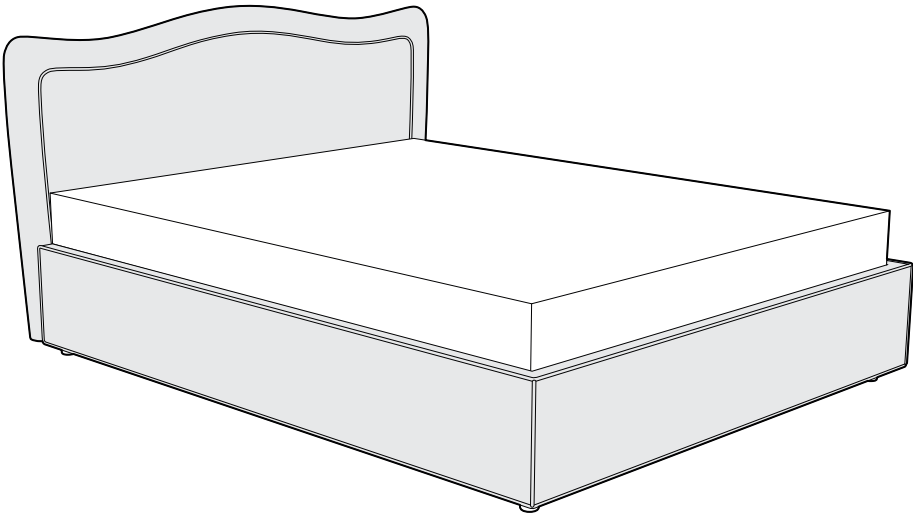
Wave, mattress width: 160 cm, headboard height: 104 cm, fabric: Kvadrat Forest Nap 212, piping: Sorensen Dunes Camel 21004, leg: D3-45 varnished oak



WAVE


A bed with a distinctive sleek headboard. Wave means classics in a modern shape. It looks perfect in a modern interior, playing the leading role, both as a very functional piece of furniture and the only decorative feature.







WAVE

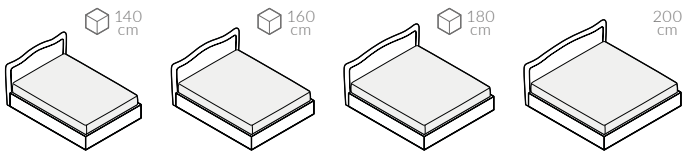
Configuration items

Overall dimensions (cm)	
for mattress	width x length
140x200	156x216 
160x200	176x216 
180x200	196x216 
200x200	216x216 

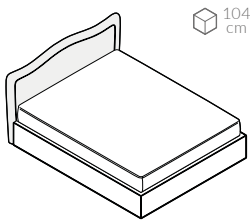
Models marked with  come with an optional bedding storage box.

 The frame covering is replaceable and Velcro-fastened. The headboard covering is permanently fitted. Bed with an upholstered headboard back.

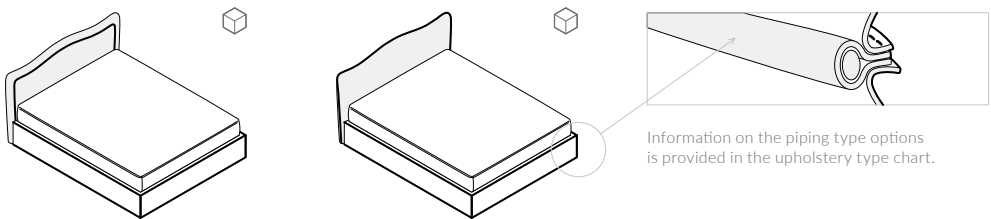
Mattress width options:



Headboard height:



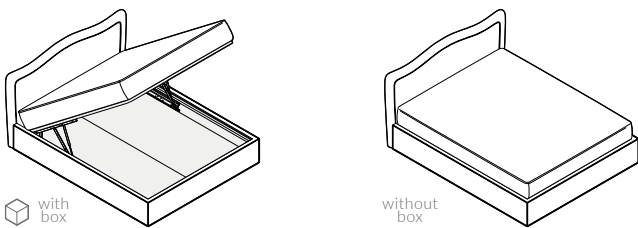
Piping:



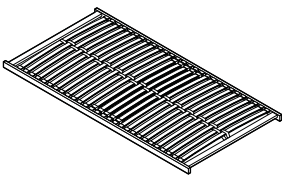
piping on the frame edges and a decorative piping bordering on the headboard

piping on the frame and headboard edges

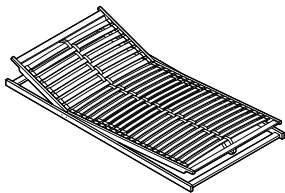
Bedding storage box:



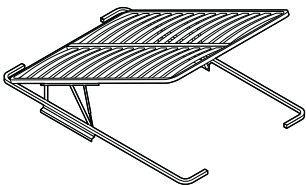
Slatwork options:



non-adjustable slatwork



adjustable slatwork



slatwork with a bed storage box



The non-adjustable slatwork and adjustable slatwork feature adjustable mattress tilts offering six positions within a 12 cm range.

Legs options:



WOOD



METAL



PLASTIC

Leg colours and dimensions are provided in the final part of the catalogue.



INDEX OF BEDS

BEDS COLLECTION



Blow

6



La Rambla



Montmartre

32



Oxford



Room 303

46



Cube



Kudamm

12

18

The dimensions shown in the pictograms are for reference only; their accuracy is +/- 2 cm.



Room 603

52



Slight

58



Soft

64



Stone

70



Tube

78



Wave

86



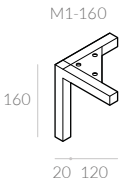
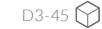
LEG TYPE CHART

Availability of legs for individual models

Blow:	M8-145
Cube:	M1-160
Kudamm:	D3-45; M3-40; P1-45
La Rambla:	-
Montmartre:	D3-45; M3-40; P1-45
Oxford:	-
Room 303:	M5-150
Room 603:	M5-150
Slight:	M5-150; M5-50
Soft:	M5-150
Stone:	D3-45; M3-40; P1-45
Tube:	D3-45; M3-40; P1-45
Wave:	D3-45; M3-40; P1-45



D3-45



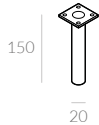
M1-160

M3-40



M5-150


M5-50



M8-145

The M8-145 leg comes in two types of coating: chrome-plated and powder-coated brown.

P1-45



WOOD

varnished oak



walnut dyed oak



varnished beech



black painted beech



METAL

powder lacquer coat colour: black



chrome-plated



powder lacquer coat colour: brass



powder lacquer coat colour: copper



powder lacquer coat colour: brown (only for M8-145)



PLASTIC

black structural





Fabric & leather price group

Group	Name	Composition	Strength	Light resistance	Recommended for contract	Easy clean
A	Alaska	cotton 100%	23 500	4/5		
	Keystone	cotton 79%, polyester 21%	40 000	4		•
	Caleido	cotton 63%, linen 37%	32 500	5		
C	Isi	linen 100%	31 000	4/5		
	Valerye	velour cotton 100%	20 000	4/5		
	Smooth	velour polyester 100%	100 000	5	•	•
	Panno	wool 70%, nylon 30%	40 000	4/5	•	
	L010 Sahara	linen 100%	20 000	4		
E	Chelsea	linen 100%	35 000	5		
	Velluti	velour cotton 100%	60 000	4/5		
	Q341	linen 100%	100 000	5		
F	Canvas	wool 90%, nylon 10%	100 000	6	•	
	Melange Nap	wool 97%, nylon 3%	60 000	6	•	
	Varese	velour cotton 100%	50 000	5		
G	Tonus	wool 90%, nylon 10%	100 000	6/7	•	
	Hallingdal 65	wool 70%, viscose 30%	100 000	7	•	
H	Hero	wool 96%, nylon 4%	45 000	6/7	•	
K	Lama	wool 38%, viscose 29%, linen 14%, cotton 11%, bamboo 4%, polyamide 4%	40 000			
2	Linea	leather		>5	•	
5	Dunes	leather - aniline		>3	•	



NAP WAY FACTORY

At NAP, the fascination with craftsmanship is not a fad. It's been with us since the very beginning of our business. We make sure that the materials are natural and sturdy. We know that the work of hands is important, and that good design will be an investment for years to come. Back To Craft is not a mere slogan for us. It means attention to every detail and a passion for timeless products.



Furniture included in our original collections is made at the NAP Way factory in Brodnica. Our approach to design combines handcraft techniques with modern technologies. We focus on timeless design based on natural materials and traditional manufacturing methods. We offer a wide range of solutions and diverse materials, enabling us to create unique products tailored to the expectations of our customers. Our manufacturing activity draws on the best traditions of craftsmanship, but we also look to the future to create new and unusual solutions.





CONTACT

DISTRIBUTION

export@nap.com.pl

ONLINE

nap.com.pl



